

Simple Machines – Maker Activity Self-Assessment
Obtaining, Evaluating, and Communicating Information

















Make a Repeated Pattern

Student Name: _____

Date: _____

How did you do?

Directions: Circle the brick that shows how well you did. The bigger brick, the better you did.

| | | | | |
|---|---|---|---|---|
| We wrote down one or more things our design must do. |  |  |  |  |
| We drew one or more ideas on the worksheet. |  |  |  |  |
| We told the class how we made our idea better. |  |  |  |  |
| We used labeled photos to show the most important parts of our model. |  |  |  |  |

Describe what you did (Draw, write or add a photo):

Tell someone about the problem, you solved...