

Flywheeler

Name(s): _____


Could the spinning of a spinning top help a push-along car move, and will it travel further – and for a longer time? Let's find out!



Build the Flywheeler

(all of book 10A and book 10B to page 10, step 20)

- Make sure it rolls smoothly
- If it stops too quickly, loosen bushings and make sure all other elements fit tightly




What makes a good flywheel?


Predict and test how far each model will roll:

- With at least three different flywheels or combinations
- With the same run-up
- Launched at the same speed

Optional: time how long each car rolls for



Test at least three times with each flywheel combination to achieve a scientifically valid answer.



My Combination	My Prediction	Actual Distance	Time
A+B			

Did you know?
 In real life, an off-balance super fast flywheel can explode!


Shakey Brakey

Build to book 10B page 17, step 3.

What happens if your flywheel is unbalanced?

My prediction:

And this happened after testing:



Also try:

- Climbing up hills
- On smooth floors and carpets
- Climbing over an all-terrain obstacle course, e.g. a pile of LEGO® bricks!

My Fab Flywheeler

Draw and label your flywheeler design.

Explain how the three best parts work.